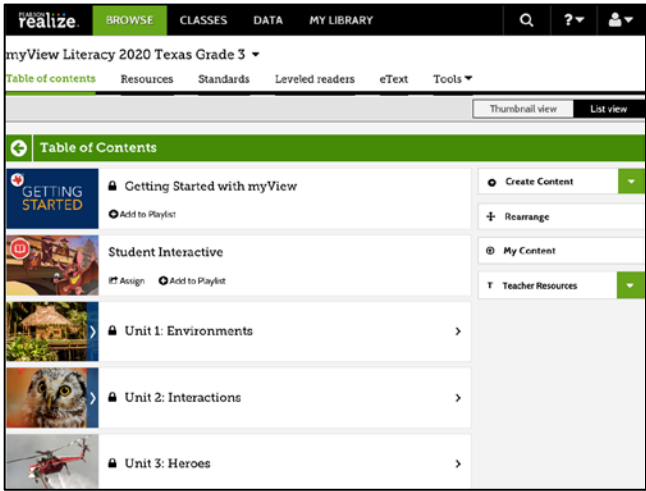
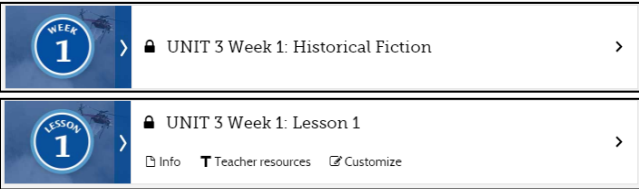
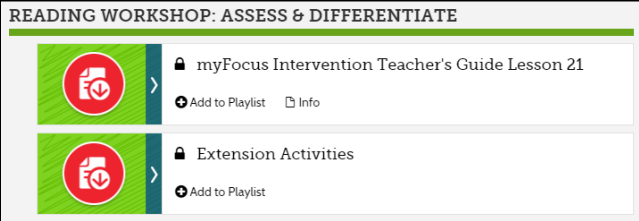
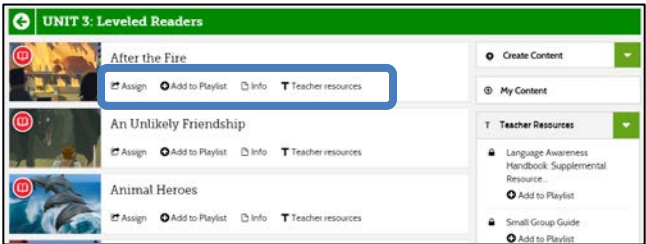



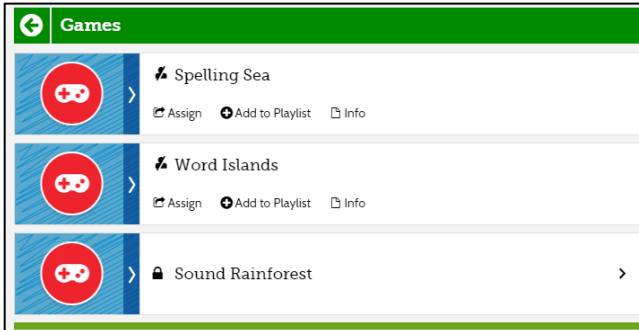
Differentiation Digital Path

Need help finding the *myView Literacy* differentiation resources on Pearson Realize™? Follow this path to find out!



Digital Path	Click to Discover
<p>Sign in to PearsonRealize.com.</p>	<p>Click Sign In.</p>
<p>Use the resources mentioned in the minilessons.</p> <p>Locate the Table of Contents for your grade level.</p> 	<p>Select an upcoming unit, week, and lesson.</p>  <p>Notice the <i>myFocus Intervention</i> and <i>myFocus Reader</i> Lessons and Extension Activities under Reading Workshop: Assess & Differentiate.</p>  <p>Download lessons and activities or add them to your playlists.</p>
<p>Access the Leveled Readers.</p> <p>Select an upcoming unit from the Table of Contents. Click Leveled Readers.</p> <p>Search the list of suggested titles for the unit. Assign directly to students or add to a playlist.</p> 	 <p>Click Teacher Resources to locate the Teacher Guide for each Leveled Reader.</p>

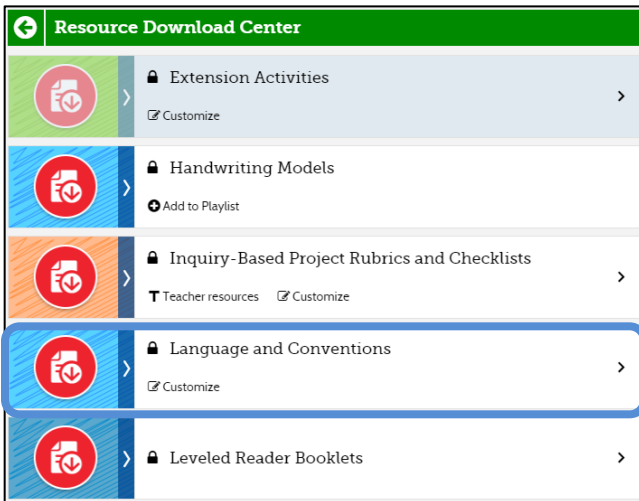

Assign games.



From the grade-level Table of Contents, select **Games**.

Choose games for students based on the skills they need to practice. Click **Assign** to assign the games to specific students, groups, or classes.

Download additional resources for students.

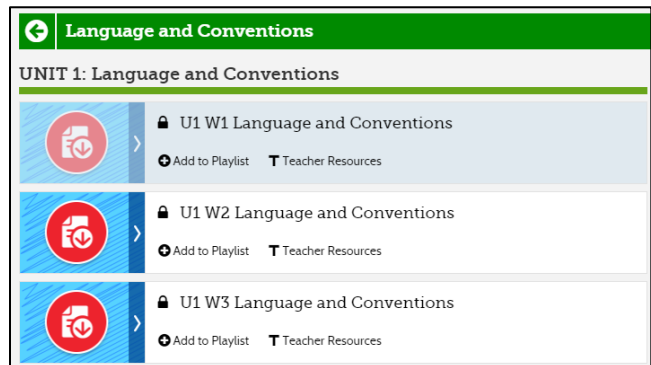


From the grade-level Table of Contents, select **Resource Download Center**.

Select the type of resource from the list. You'll find Extensions, Literacy Stations, rubrics, and many types of practice pages and activities here.

Practice pages are organized by lesson type. Select a category, such as Language and Conventions.

Locate the practice page that corresponds to the lesson you are teaching. Download the page or add it to a playlist.



NOTE: To explore different features on Pearson Realize, visit the other **Digital Paths** on MyPearsonTraining.com.