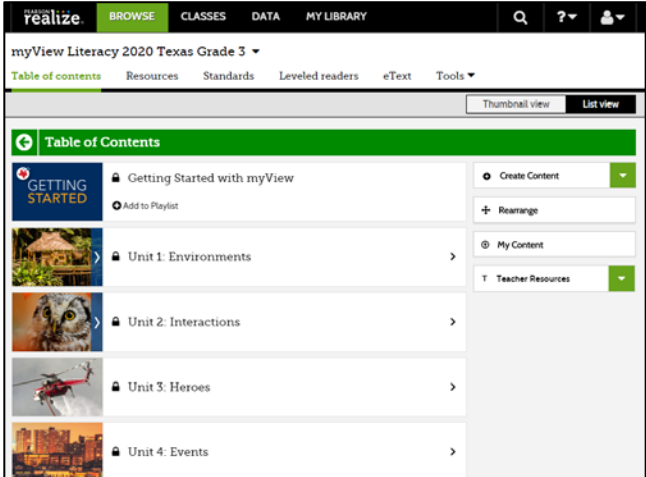
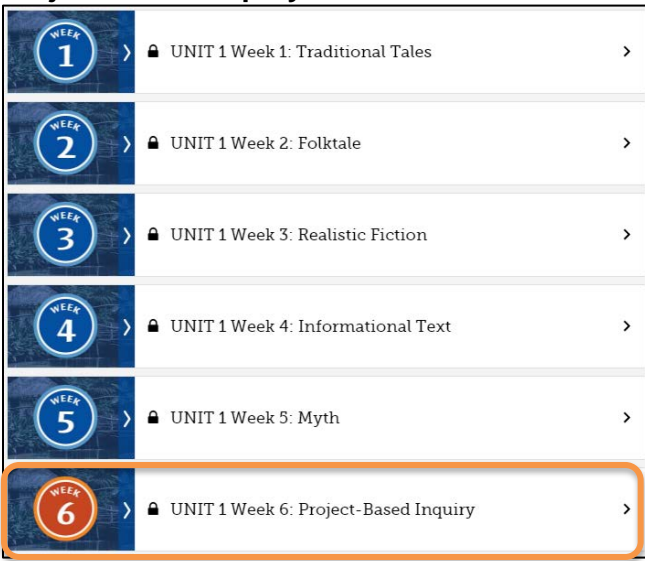


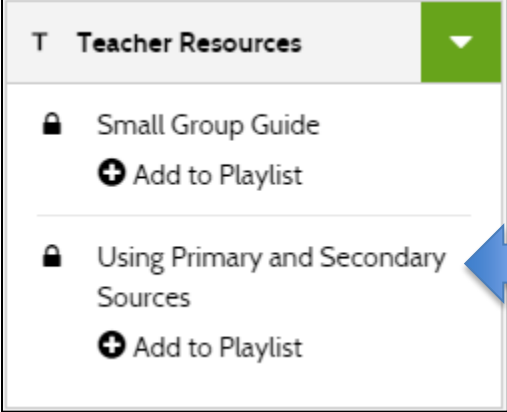
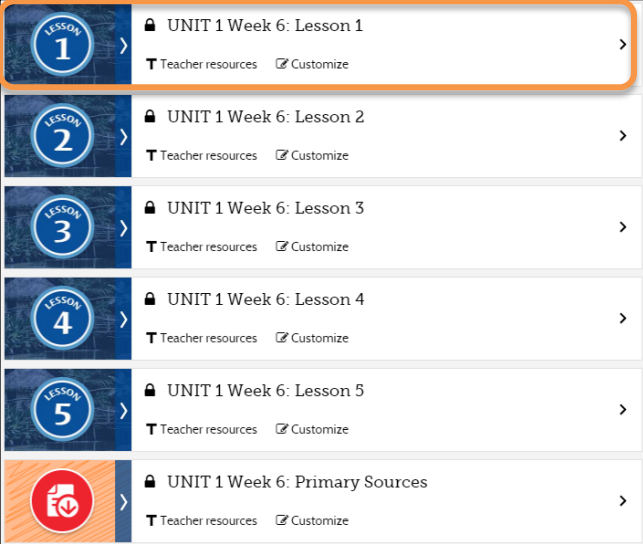
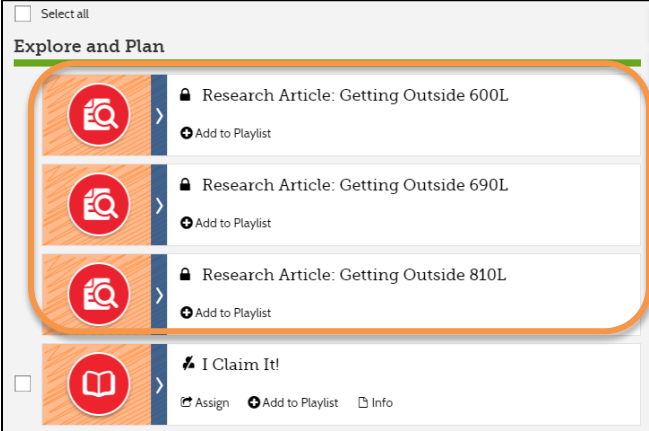
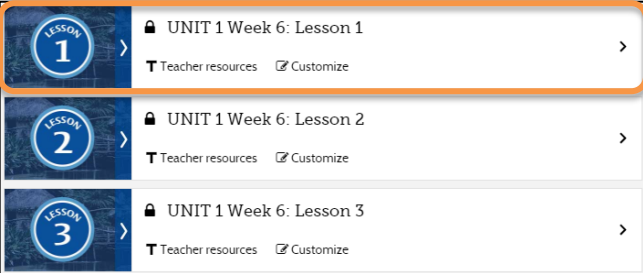


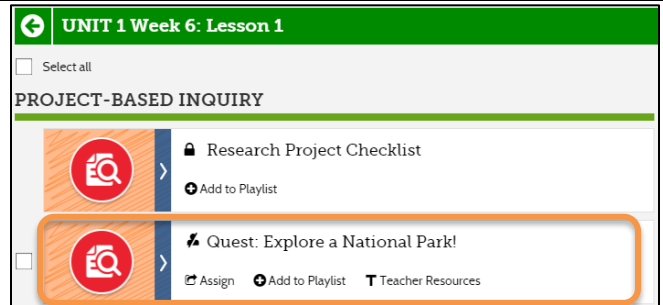
Project-Based Inquiry Digital Path



Follow this path to explore the resources you can use as you guide your students through Project-Based Inquiry and teach them research skills.

Digital Path	Click to Discover
<p>Sign in to PearsonRealize.com.</p>	<p>Click Sign In.</p>
<p>Select Browse and click the <i>myView Literacy</i> tab. Locate the Table of Contents for your grade level.</p> 	<p>Select a unit and then scroll down to Week 6: Project-Based Inquiry.</p> 
<p>Explore Primary Sources.</p> 	<p>Scroll to the bottom of the list. Click the Primary Sources tab.</p> <p>Here you'll find the Primary Sources for this Project-Based Inquiry.</p> <p>Click a resource from the list to open it.</p> 

	<p>Click Using Primary and Secondary Sources in the Teacher Resources menu.</p>  <p>This will give you background information on what primary sources are and how to use them.</p>
<p>Explore Research Articles.</p> 	<p>Select a Lesson and locate the Research Articles in the Table of Contents. These will be under different parts of the lesson, such as Inquire, Explore and Plan, or Refine Research, depending on what skills students learn that day.</p>  <p>Notice that the Research Articles have different levels to help more students access the text.</p> <p>Click the article to download it and save or print it. You can also add it to a Playlist.</p>
<p>Explore science and social studies options.</p> 	<p>Select Week 6: Lesson 1.</p> <p>Click the uEngineer It! or Quest tab to see the science or social studies project options.</p>



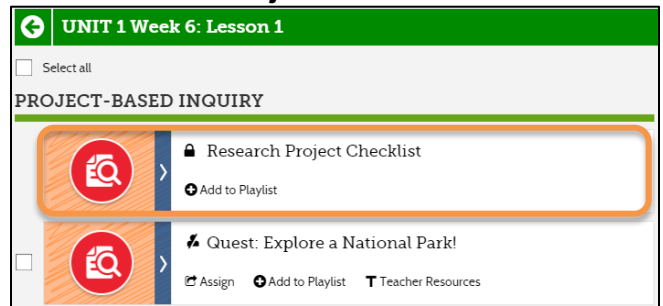
Select **Add to Playlist** to access it quickly from My Library or select **Assign** to assign this project to students.

Click **Teacher Resources** to access the lessons that support the project.

Click **Info** to see the **TEKS** covered that week.

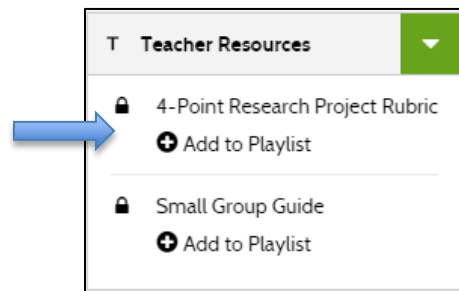
Select **Week 6: Lesson 1**.

Click **Research Project Checklist**.



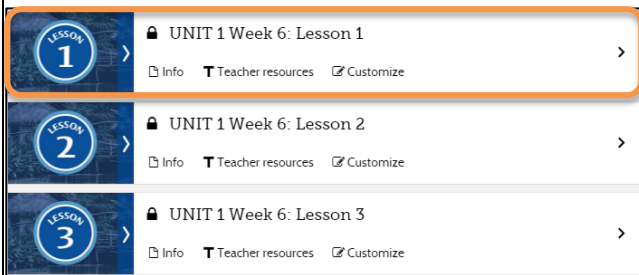
Download and print or save the checklist students will use to guide and track their research projects.

Select **4-Point Research Project Rubric** in the **Teacher Resources** drop-down menu.



Use this rubric to score students' work.

Locate **TEKS, rubrics, and checklists**.



Research Project Checklist				
		Yes!	Sometimes	No
Focus	<ul style="list-style-type: none"> I wrote an opinion letter about how to improve safety in a local park or playground. My opinion letter states a claim. 	😊	😐	😞
Research	<ul style="list-style-type: none"> I included information from field research in my letter. The research in my letter supports my opinion. 	😊	😐	😞
Development	<ul style="list-style-type: none"> My letter is well-organized. My opinion is supported by strong reasons, facts, and details. 	😊	😐	😞
Conventions	<ul style="list-style-type: none"> I used clear language and appropriate linking words in my letter. I used specific and appropriate vocabulary words in my letter. 	😊	😐	😞
Speaking and Listening	<ul style="list-style-type: none"> I made eye contact with my audience when presenting my letter. I used a natural speaking rate and volume when presenting my letter. I spoke clearly when presenting my letter. 	😊	😐	😞

NOTE: To explore different features on Pearson Realize, visit the other **Digital Paths** on MyPearsonTraining.com.