

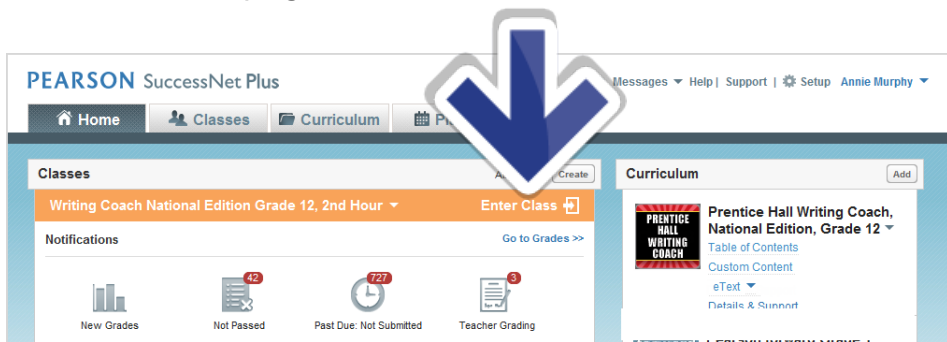
# SuccessNet Plus

## Create a Customized Writing Prompt

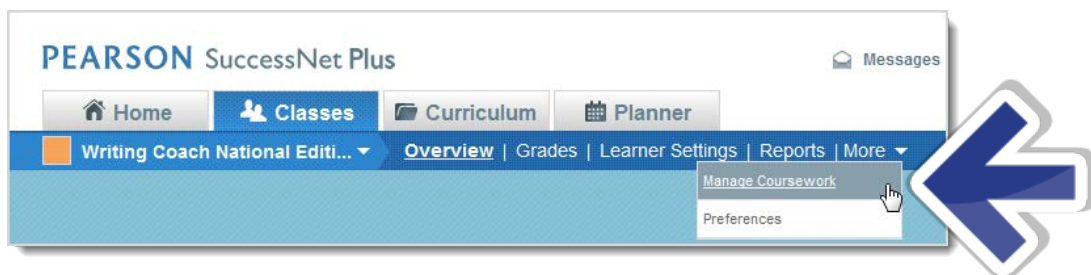
Writing Coach allows you to create your own writing prompt. When you create your own prompt, students receive an overall score for their writing, as well as paragraph-level feedback.

**Follow these steps to create a customized prompt:**

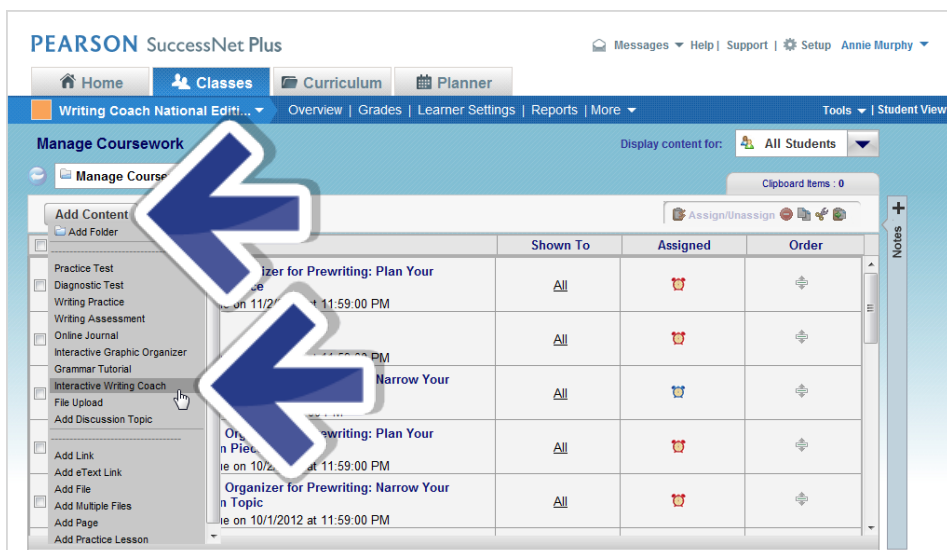
1. From the home page, select a class and click **Enter Class**.



2. Click **Manage Coursework**.

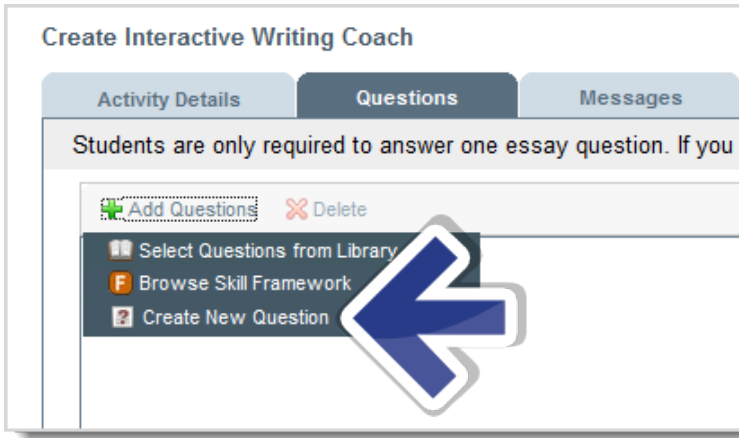


3. Click **Add Content** and select **Interactive Writing Coach** from the drop-down menu.



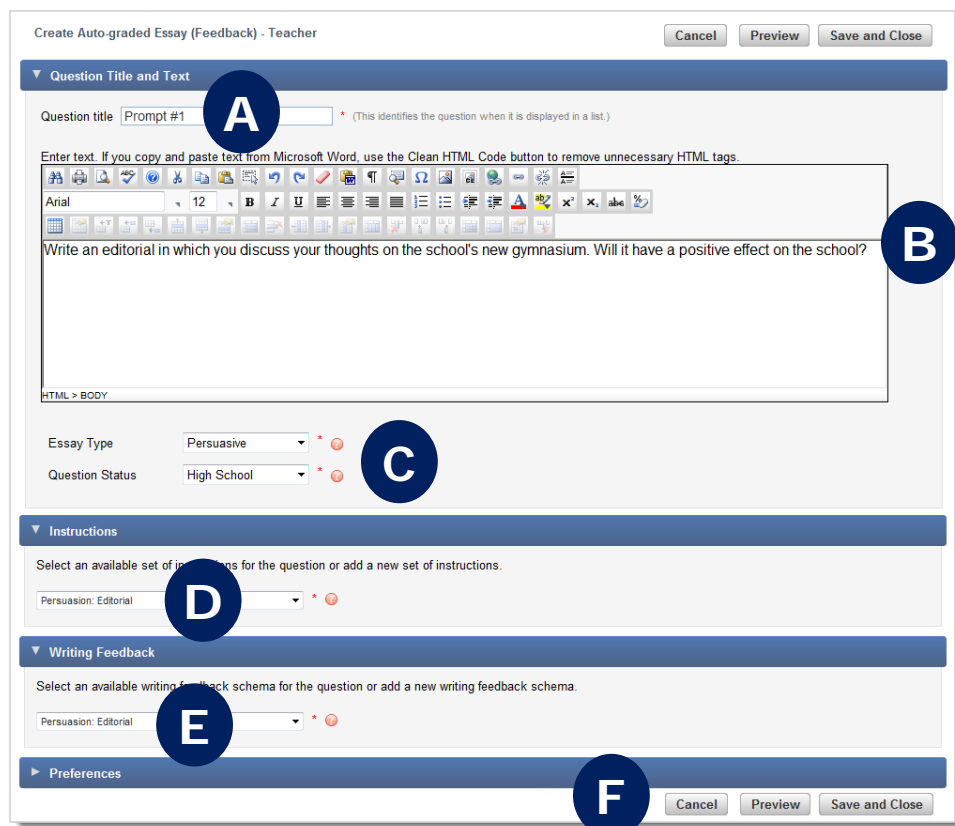
# Create a Customized Writing Prompt, page 2

4. Enter an activity title in the Activity Name field and click **Save and Continue**. Note that the behavioral mode is pre-selected since this is an Interactive Writing Coach activity.
5. Click **Add Questions** and select **Create New Question**.



6. Click **Auto-graded Essay (Feedback)**.
7. Complete each section as indicated below:

- A. Enter a title.
- B. Enter the text of the prompt and apply formatting as desired.
- C. Select the essay type and grading level.
- D. Select the type of instructions that display in the Interactive Writing Coach.
- E. Select the type of feedback you want students to receive.
- F. Preview the prompt (*optional*) and then click **Save and Close**.



Question title: Prompt #1 (This identifies the question when it is displayed in a list.)

Enter text. If you copy and paste text from Microsoft Word, use the Clean HTML Code button to remove unnecessary HTML tags.

Write an editorial in which you discuss your thoughts on the school's new gymnasium. Will it have a positive effect on the school?

Essay Type: Persuasive

Question Status: High School

Instructions: Persuasion: Editorial

Writing Feedback: Persuasion: Editorial

Preferences

# Create a Customized Writing Prompt, page 3

8. Check the box to save the custom prompt in Custom Content. Saving it in Custom Content enables you to assign the prompt to other classes. If you do not check the box, then the prompt can only be assigned to this one class. Click **Save and Return**.

PEARSON SuccessNet Plus

Messages Help | Support | Setup Annie Murphy

Home Classes Curriculum Planner

Writing Coach National Editi... Overview | Grades | Learner Settings | Reports | More Tools | Student View

Create Interactive Writing Coach

Activity Details Questions Messages Grades Preferences

Students are only required to answer one essay question. If you add more than one question, students select which question they want to answer.

+ Add Questions - Delete Show question preview

Question title	Type	Options	Order
<input type="checkbox"/> Prompt #1	Auto-graded Essay (Feedback)		

Total questions: 1

Save to my Custom Content

< Previous Save and Return Cancel Save and Continue >

9. The prompt now appears in the Manage Coursework list and can be assigned to students. The prompt is also available in Custom Content and can be assigned to students in other classes using Writing Coach.

PEARSON SuccessNet Plus

Messages Help | Support | Setup Annie Murphy

Home Classes Curriculum Planner

Writing Coach National Editi... Overview | Grades | Learner Settings | Reports | More Tools | Student View

Manage Coursework Display content for: All Students

Manage Coursework Clipboard Items : 0

Name	Shown To	Assigned	Order
<input type="checkbox"/> Started Due: Due on 10/4/2012 at 11:59:00 PM	All		
<input type="checkbox"/> Practice Exercise: Capitals With Quotations Started Due: Due on 10/5/2012 at 11:59:00 PM	All		
<input type="checkbox"/> Student eText: The Parts of Speech Not viewed Past due: Due on 10/5/2012 at 11:59:00 PM	All		
<input type="checkbox"/> Complete Contents	All		
<input type="checkbox"/> Interactive Writing Coach Personal T... Fiction Narration Feature Assignment Not passed Past due: Due on 10/19/20... 00 PM	All		
<input type="checkbox"/> My First Custom Prompt Not started	All		

Select all