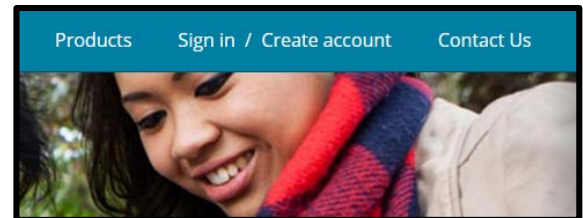
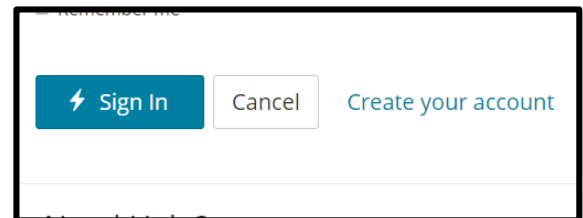


**TO REGISTER:** Visit [mypearsontraining.com](https://mypearsontraining.com)

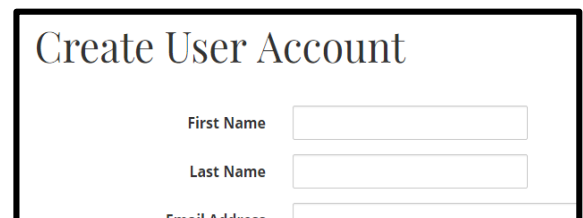
**1** Click **Sign in / Create account**



**2** Click **Create your account**



**3** Enter your new user account information\*



Create User Account

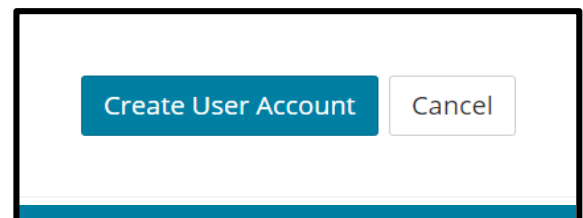
First Name

Last Name

Email Address

**\*Using your school email address is recommended. If you are a GradPoint or SuccessMaker customer, enter your Customer Number for access to all available features on the site.**

**4** Click **Create User Account**



A confirmation message will appear. You may now log in to the site.

**Your account has been created. Please log in.**

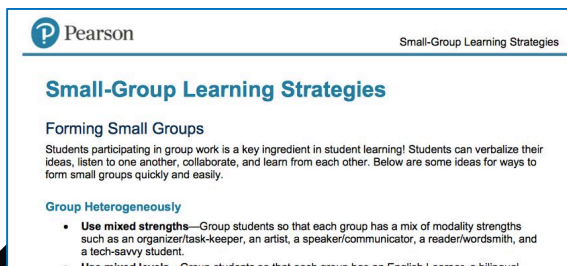
If you require assistance with your Customer Number, please contact Technical Support at: **888-977-7100**

my Pearson Training offers flexible delivery options to meet your needs and schedule. We provide convenient access to a wide range of program and platform training solutions. Based on the program's specific training offerings, you may have access to the following:



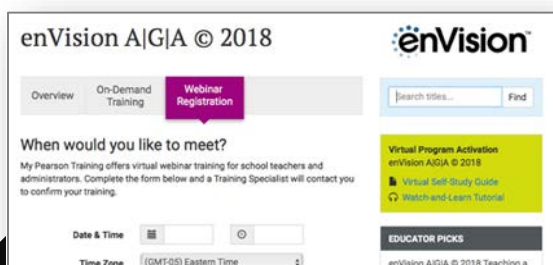
### On-Demand Tutorials

Concise product training on both curriculum and management system features and tasks in a matter of minutes



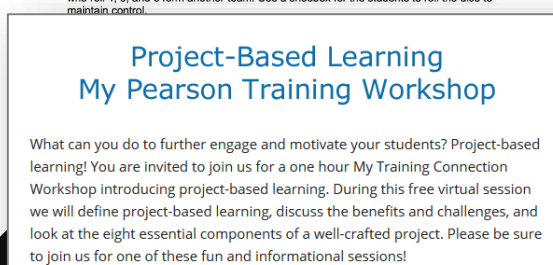
### Library of Training Resources

Including user guides, training guides implementation ideas, back-to-school tips, end-of-year procedures, and more



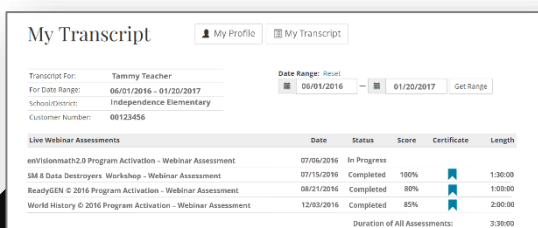
### Virtual Training Sessions

Live sessions, on the topic of your choice, that are self-scheduled with the option to sign up as a single participant or as a group



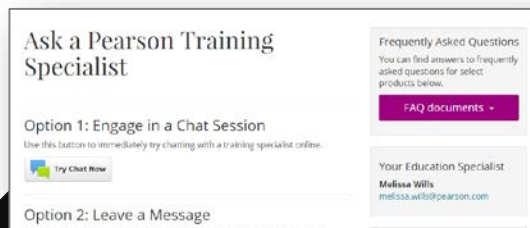
### Virtual Workshops

Focused training opportunities on key topics such as RTI, Project-based Learning, and many other current educational topics to strengthen your implementation



### Transcript Tracking and Reporting

Keep track of your completed training and professional development tasks



### Chat and Email Support

Connects you with a Training Specialist to answer questions quickly about your program or implementation